

**ARAMIT LIMITED**  
**STATEMENT OF FINANCIAL POSITION**  
**AS AT 30 JUNE 2017**

	Note(s)	30 Jun 2017 Taka	30 Jun 2016 Taka
<b>ASSETS</b>			
<b>NON CURRENT ASSETS</b>		<b>491,558,667</b>	<b>425,981,090</b>
Property, Plant & Equipment	6	100,574,611	73,955,169
Investment	7	390,984,056	352,025,921
<b>CURRENT ASSETS</b>		<b>647,197,472</b>	<b>602,331,332</b>
Inventories	8	91,682,857	101,091,370
Trade Receivables	9	9,771,514	3,142,928
Advances, Deposits and Prepayments	10	117,297,606	47,195,665
Short Term Investments	11	94,327,423	138,815,829
Interest Receivable	12	290,847	1,649,356
Due from Associated Companies	13	303,294,269	294,115,727
Cash and Cash Equivalents	14	30,532,956	16,320,457
<b>TOTAL ASSETS</b>		<b>1,138,756,139</b>	<b>1,028,312,422</b>
<b>EQUITY &amp; LIABILITIES</b>			
<b>SHAREHOLDERS' EQUITY</b>		<b>930,422,809</b>	<b>858,599,470</b>
Share Capital	15	60,000,000	60,000,000
Reserves	16	385,488,028	385,488,028
Dividend Equalisation Fund		50,738,247	50,738,247
Retained Earnings		280,325,333	243,564,316
Unrealised Surplus of Financial Assets		153,871,201	118,808,879
<b>NON CURRENT LIABILITIES</b>		<b>60,743,675</b>	<b>34,378,773</b>
Provision for Employees' Retiral Gratuity	17	19,580,103	19,622,359
Deferred Income Tax	18	23,065,500	14,756,414
Long Term Loan	19	18,098,072	-
<b>CURRENT LIABILITIES</b>		<b>147,589,655</b>	<b>135,334,179</b>
Current Portion of Long Term Loan	20	3,704,767	-
Creditors and Accruals	21	126,719,786	90,138,534
Provision for WPP & WF	22	1,935,603	3,580,726
Provision for Taxation	23	9,351,916	29,745,480
Dividend Payable (Unclaimed)	38	5,877,583	11,869,439
		<b>1,138,756,139</b>	<b>1,028,312,422</b>
<b>NET ASSETS VALUE PER SHARE</b>	32	<b>155.07</b>	<b>143.10</b>
<b>CONTINGENT LIABILITIES AND COMMITMENTS</b>	39		



These financial statements should be read in conjunction with the annexed notes  
and were approved by the Board of Directors on **28 October 2017**  
and were signed on its behalf by:

  
COMPANY SECRETARY

  
DIRECTOR

  
MANAGING DIRECTOR

Chittagong, **28 OCT 2017**

  
Hoda Vasi Chowdhury & Co  
Chartered Accountants  


**ARAMIT LIMITED**  
**STATEMENT OF PROFIT OR LOSS AND OTHER COMPREHENSIVE INCOME**  
**FOR THE YEAR ENDED 30 JUNE 2017**

	Note(s)	01 Jul 2016 to 30 Jun 2017	01 Jan 2015 to 30 Jun 2016
		12 Months	18 Months
		Taka	Taka
Revenue	24	483,529,637	722,234,651
Cost of goods sold	25	(409,666,878)	(597,028,858)
<b>Gross Profit</b>		<b>73,862,759</b>	<b>125,205,793</b>
General & Administration Expenses	26	(50,311,056)	(72,145,890)
Selling & Distribution Expenses	27	(26,740,398)	(25,471,650)
Other Income - Operating	28	79,773,047	134,929,399
<b>Operating Profit</b>		<b>76,584,352</b>	<b>162,517,652</b>
Financial Expenses	30	(967,466)	(218,947)
Non Operating Income / (Loss)	29	1,408,682	1,535,860
<b>Profit before WPP and Welfare Fund</b>		<b>77,025,568</b>	<b>163,834,565</b>
Contribution to WPP & Welfare Fund	22	(3,851,278)	(8,191,728)
<b>Profit before Income Tax</b>		<b>73,174,290</b>	<b>155,642,837</b>
Income Tax Expenses			
Current Tax	23	(20,000,000)	(42,000,000)
Deferred Tax	18	(4,413,273)	3,366,915
		(24,413,273)	(38,633,085)
<b>Profit for the year after tax</b>		<b>48,761,017</b>	<b>117,009,752</b>
<b>Other Comprehensive Income:</b>			
Unrealized Gain/(loss) on Available-for-Sale Financial Assets	7.1	38,958,135	(45,645,883)
Deferred Tax @ 10% on unrealized gain/(loss) of financial assets		(3,895,813)	4,564,589
<b>Net Other Comprehensive Income</b>		<b>35,062,322</b>	<b>(41,081,294)</b>
<b>Total Comprehensive Income</b>		<b>83,823,339</b>	<b>75,928,458</b>
<b>Earning Per Share (EPS):</b>			
Basic Earnings per share	31	8.13	19.50



These financial statements should be read in conjunction with the annexed notes  
and were approved by the Board of Directors on **28 October 2017**  
and were signed on its behalf by:

  
COMPANY SECRETARY

  
DIRECTOR

  
MANAGING DIRECTOR

Chittagong, **28 OCT 2017**

  
Hoda Vasi Chowdhury & Co  
Chartered Accountants  


**ARAMIT LIMITED  
STATEMENT OF CASH FLOWS  
FOR THE YEAR ENDED 30 JUNE 2017**

Note(s)	01 Jul 2016 to 30 Jun 2017	01 Jan 2015 to 30 Jun 2016
	12 Months	18 Months
	Taka	Taka
<b>Cash flows from operating activities</b>		
Cash received from customers	9,21.1,24,28 546,361,412	852,564,276
Cash paid to suppliers	8,10.1,21,25, (387,569,392)	(504,501,938)
Cash paid to employees	10.1,17,21,25.4,26,27 (89,402,305)	(98,436,414)
Cash paid for operating expenses	10,19.1,26,27 (18,998,928)	(16,646,190)
Payment of income tax	23.1 (40,393,564)	(29,176,318)
Payment for WPP&WF	22 (5,580,726)	(10,978,877)
<b>Net cash inflow/(outflow) from operating activities (A)</b>	<b>4,416,497</b>	<b>192,824,539</b>
<b>Cash flows from investing activities</b>		
Acquisition of property, plant and equipment	6 (45,798,258)	(6,071,680)
Proceeds from sale of fixed assets	6 -	-
Due from associated companies	13 (9,178,542)	(29,449,683)
Investment in share	7 -	-
Short term investment	11 44,488,406	(117,731,554)
Dividend received	29 1,408,682	1,328,006
Interest received	28 16,032,197	21,780,592
<b>Net cash inflow/(outflow) from investing activities (B)</b>	<b>6,952,485</b>	<b>(130,144,319)</b>
<b>Cash flows from financing activities</b>		
Cash proceeds from issuing share	-	-
Term Loan	21,802,839	-
Dividend paid	38 (17,991,856)	(52,400,449)
Cash payment for financial expenses	30 (967,466)	(218,947)
<b>Net cash inflow/(outflow) from financing activities (C)</b>	<b>2,843,517</b>	<b>(52,619,396)</b>
<b>Net increase/(decrease) of cash and cash equivalents for the year (A+B+C)</b>	<b>14,212,499</b>	<b>10,060,824</b>
Cash and cash equivalents at the beginning of the year	16,320,457	6,259,633
<b>Cash and cash equivalents at the end of the year</b>	<b>30,532,956</b>	<b>16,320,457</b>
<b>Net Operating Cash Flow Per Share</b>	<b>33 0.74</b>	<b>32.14</b>

These financial statements should be read in conjunction with the annexed notes  
and were approved by the Board of Directors on **28 October 2017**  
and were signed on its behalf by:

*Handwritten signature*

*Handwritten signature*

**COMPANY SECRETARY**

*Handwritten signature*  
**DIRECTOR**

*Handwritten signature*

**MANAGING DIRECTOR**



**ARAMIT LIMITED**  
STATEMENT OF CHANGES IN EQUITY  
FOR THE YEAR ENDED 30 JUNE 2017

Particulars	Amount in Taka						
	Share Capital	Capital Reserve	General Reserve	Dividend Equalisation Fund	Retained Earnings	Available-for- sale financial assets (note-7.1)	Total Equity
<b>Balance as on 01 July 2016</b>	60,000,000	20,212,562	365,275,466	50,738,247	243,564,316	118,808,879	858,599,470
Write back of Unclaimed Dividend	-	-	-	-	-	-	-
Final Dividend (Cash Dividend)	-	-	-	-	(12,000,000)	-	(12,000,000)
Net profit for the year ended 30 June 2017	-	-	-	-	48,761,017	-	48,761,017
Other Comprehensive Income (Unrealised gain on Financial Assets Available for Sale)	-	-	-	-	-	35,062,322	35,062,322
<b>Balance as on 30 June 2017</b>	<b>60,000,000</b>	<b>20,212,562</b>	<b>365,275,466</b>	<b>50,738,247</b>	<b>280,325,333</b>	<b>153,871,201</b>	<b>930,422,809</b>
<b>Balance as on 01 January 2015</b>	60,000,000	20,212,562	365,275,466	50,000,000	186,554,564	159,890,173	841,932,765
Write back of Unclaimed Dividend	-	-	-	738,247	-	-	738,247
Final (Including Interim) Cash Dividend	-	-	-	-	(60,000,000)	-	(60,000,000)
Net profit for the period from 01 January 2015 to 30 June 2016	-	-	-	-	117,009,752	-	117,009,752
Other Comprehensive Income (Unrealised Deficit on Financial Assets Available for Sale)	-	-	-	-	-	(41,081,294)	(41,081,294)
<b>Balance as on 30 June 2016</b>	<b>60,000,000</b>	<b>20,212,562</b>	<b>365,275,466</b>	<b>50,738,247</b>	<b>243,564,316</b>	<b>118,808,879</b>	<b>858,599,470</b>

These financial statements should be read in conjunction with the annexed notes and were approved by the Board of Directors on **23 October 2017** and were signed on its behalf by:



COMPANY SECRETARY

  
DIRECTOR

  
MANAGING DIRECTOR

**Hoda Vasi Chowdhury & Co**