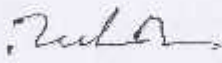
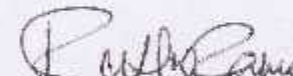


ARAMIT LIMITED
STATEMENT OF FINANCIAL POSITION
AS AT 30 SEPTEMBER 2018 (UN-AUDITED)

ASSETS & PROPERTIES	Note(s)	30 Sep 2018 Taka	30 Jun 2018 Taka
NON CURRENT ASSETS		393,329,712	408,700,578
Property, Plant & Equipment	4	102,816,881	109,802,728
Investment	5	290,512,831	298,897,850
CURRENT ASSETS		708,075,029	716,189,093
Inventories	6	241,849,914	198,994,644
Trade Receivables	7	13,322,839	20,656,598
Advances, Deposits and Prepayments	8	116,740,073	113,792,494
Short Term Investments	9	12,819,364	25,034,885
Interest Receivable	10	60,471	410,119
Due from Associated Companies	11	299,966,335	298,548,630
Cash and Cash Equivalents	12	23,316,033	58,751,723
TOTAL ASSETS		1,101,404,741	1,124,889,671
EQUITY & LIABILITIES			
SHAREHOLDERS' EQUITY		903,287,366	904,428,615
Share Capital	13	60,000,000	60,000,000
Reserves	14	385,488,028	385,488,028
Dividend Equalisation Fund		50,738,247	50,738,247
Retained Earnings		341,813,994	335,408,725
Unrealised Surplus of Financial Assets		65,247,097	72,793,615
NON CURRENT LIABILITIES		34,302,009	34,422,654
Provision for Employees' Retiral Granuity	15	25,069,850	22,728,549
Deferred Income Tax	16	9,232,159	11,694,105
Long Term Loan	17	-	-
CURRENT LIABILITIES		163,815,366	186,038,402
Current Portion of Long Term Loan	18	-	-
Creditors and Accruals	19	151,127,111	170,957,437
Provision for WPP & WF	20	1,877,690	1,510,226
Provision for Taxation	21	3,631,961	6,380,850
Unclaimed Dividend	22	7,178,604	7,189,889
		1,101,404,741	1,124,889,671
NET ASSETS VALUE PER SHARE	31	150.55	150.74
CONTINGENT LIABILITIES AND COMMITMENTS			


These financial statements should be read in conjunction with the annexed notes
and were approved by the Board of Directors on
and were signed on its behalf by:


Chairman


Managing Director


Director


Chief Financial Officer


Company Secretary

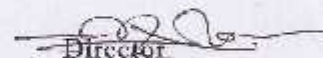
ARAMIT LIMITED
STATEMENT OF PROFIT OR LOSS AND OTHER COMPREHENSIVE INCOME
FOR THE 1ST QUARTER ENDED 30 SEPTEMBER 2018
(UN-AUDITED)

	Note(s)	01 Jul 2018	01 Jul 2017
		to	to
		30 Sep 2018	30 Sep 2017
		3 Months	3 Months
		Taka	Taka
Revenue	23	86,924,673	90,697,242
Cost of Sales	24	(70,846,337)	(72,229,826)
Gross Profit		16,078,336	18,467,416
General & Administration Expenses	25	(15,532,859)	(13,111,211)
Selling & Distribution Expenses	26	(7,960,636)	(7,078,549)
Other Income - Operating	27	13,380,716	9,053,864
Profit from Operating Activities		5,965,557	7,333,520
Financial Expenses	23	(23,883)	(597,583)
Non Operating Income / (Loss)	29	1,407,613	7,074,548
Profit before WPP and Welfare Fund		7,349,287	13,810,485
Contribution to WPP & Welfare Fund	20	(367,464)	(690,524)
Profit before Income Tax		6,981,823	13,119,961
Income Tax Expenses:			
Current Income Tax	21	(2,200,000)	(3,800,000)
Deferred Tax Income/(Expenses)	15	1,623,446	909,134
		(576,554)	(2,890,866)
Profit for the year after tax		6,405,269	10,229,095
Unrealized Gain/(Loss) on Available-for-Sale of Financial Assets	5.1	(8,385,019)	(7,658,108)
Deferred Tax @ 10%		838,501	765,810
		(7,546,518)	(6,892,298)
Total Comprehensive Income		(1,141,249)	3,336,797
Earning Per Share (EPS):			
Basic Earnings per share	30	1.07	1.70

These financial statements should be read in conjunction with the annexed notes
and were approved by the Board of Directors on
and were signed on its behalf by:


Chairman


Managing Director


Director


Chief Financial Officer


Company Secretary

ARAMIT LIMITED
STATEMENT OF CASH FLOWS
FOR THE 1ST QUARTER ENDED 30 SEPTEMBER 2018
(UN-AUDITED)

	01 Jul 2018 to 30 Sep 2018	01 Jul 2017 to 30 Sep 2017
	3 Months	3 Months
	Taka	Taka
Cash flows from operating activities		
Collection from turnover and other income	108,319,958	101,051,309
Payment for cost and other expenses	(150,368,741)	(135,216,101)
Income Tax Paid	(4,948,890)	(8,276,747)
Net cash inflow from operating activities (A)	(46,997,673)	(42,441,539)
Cash flows from investing activities		
Acquisition of property, plant and equipment	(301,000)	(2,100,000)
Dividend received	468,604	175,060
Interest received	258,200	6,288,651
Net cash outflow from investing activities (B)	425,804	4,363,711
Cash flows from financing activities		
Cash proceeds from issuing share		-
Dividend paid	(11,285)	(17,361)
Term Loan	-	(879,323)
Short Term Investment	12,215,521	43,093,500
Interest Receivable	345,648	155,725
Due to (from) Associated Companies	(1,417,705)	(21,096,597)
Net cash inflow/(outflow) from financing activities (C)	11,136,179	21,255,944
Net increase of cash and cash equivalents for the year (A+B+C)	(35,433,690)	(16,821,884)
Cash and cash equivalents at the beginning of the period	58,751,723	30,532,956
Cash and cash equivalents at the end of the period	23,316,033	13,711,072
Net Operating Cash Flow Per Share	(7.83)	(7.07)

These financial statements should be read in conjunction with the annexed notes
and were approved by the Board of Directors on
and were signed on its behalf by:


Chairman


Managing Director


Director


Chief Financial Officer


Company Secretary

ARAMIT LIMITED

**STATEMENT OF CHANGES IN EQUITY
AS AT 30 SEPTEMBER 2018 (UN-AUDITED)**

Particulars	Share Capital	Capital Reserve	General Reserve	Dividend Equalization Fund	Retained Earnings	Available-for-sale financial assets (note-5)	Total Equity
	Taka	Taka	Taka	Taka	Taka	Taka	Taka
Balance as on 01 July 2018	60,000,000	20,212,562	365,275,466	50,738,247	335,408,725	72,793,615	904,428,615
Profit after Tax for 01 July 2018 to 30 Sept 2018	-	-	-	-	6,405,269	-	6,405,269
Cash Dividend	-	-	-	-	-	-	-
Other Comprehensive Income (Unrealized Deficit on Financial Assets Available for Sale)	-	-	-	-	-	(7,546,518)	(7,546,518)
Balance as on 30 September 2017	60,000,000	20,212,562	365,275,466	50,738,247	341,813,994	65,247,097	903,287,366
Balance as on 01 July 2017	60,000,000	20,212,562	365,275,466	50,738,247	301,234,133	153,871,201	951,331,609
Profit after Tax for 01 July 2017 to 30 June 2018	-	-	-	-	61,174,592	-	61,174,592
Cash Dividend @ 45%	-	-	-	-	(27,000,000)	-	(27,000,000)
Other Comprehensive Income (Unrealized Deficit on Financial Assets Available for Sale)	-	-	-	-	-	(81,077,586)	(81,077,586)
Balance as on 30 June 2018	60,000,000	20,212,562	365,275,466	50,738,247	335,408,725	72,793,615	904,428,615

These financial statements should be read in conjunction with the annexed notes and were approved by the Board of Directors on _____ and were signed on its behalf by:


Managing Director


Director


Chief Financial Officer


Company Secretary