

# ARAMIT LIMITED

## STATEMENT OF FINANCIAL POSITION

AS AT 31 MARCH 2019 (UN-AUDITED)

	Note(s)	31 Mar 2019 Taka	30 Jun 2018 Taka
<b>ASSETS &amp; PROPERTIES</b>			
<b>NON CURRENT ASSETS</b>			
Property, Plant & Equipment		395,454,184	408,700,578
Investment	4	121,738,418	109,802,728
	5	273,715,766	298,897,850
<b>CURRENT ASSETS</b>			
Inventories		697,562,961	716,189,093
Trade Receivables	6	187,474,220	198,994,644
Advances, Deposits and Prepayments	7	30,434,744	20,656,598
Short Term Investments	8	120,855,534	113,792,494
Interest Receivable	9	3,381,249	25,034,885
Due from Associated Companies	10	-	410,119
Cash and Cash Equivalents	11	307,146,534	298,548,630
	12	48,270,680	58,751,723
<b>TOTAL ASSETS</b>		<b>1,093,017,145</b>	<b>1,124,889,671</b>
<b>EQUITY &amp; LIABILITIES</b>			
<b>SHAREHOLDERS' EQUITY</b>			
Share Capital		884,412,084	904,428,615
Reserves	13	60,000,000	60,000,000
Dividend Equalisation Fund	14	385,488,028	385,488,028
Retained Earnings		50,738,247	50,738,247
Unrealised Surplus of Financial Assets		320,151,765	335,408,725
		68,034,044	72,793,615
<b>NON CURRENT LIABILITIES</b>			
Provision for Employees' Retiral Gratuity		33,517,973	34,422,654
Deferred Income Tax	15	26,565,479	22,728,549
Long Term Loan	16	6,952,494	11,694,105
	17	-	-
<b>CURRENT LIABILITIES</b>			
Current Portion of Long Term Loan		175,087,088	186,038,402
Creditors and Accruals	18	-	-
Provision for WPP & WF	19	153,764,766	170,957,437
Provision for Taxation	20	989,595	1,510,226
Unclaimed Dividend	21	912,459	6,380,850
	22	19,420,268	7,189,889
<b>NET ASSETS VALUE PER SHARE</b>		<b>1,093,017,145</b>	<b>1,124,889,671</b>
<b>CONTINGENT LIABILITIES AND COMMITMENTS</b>	31	<b>147.40</b>	<b>150.74</b>

These financial statements should be read in conjunction with the annexed notes


and were approved by the Board of Directors on 28<sup>th</sup> April 2019

and were signed on its behalf by:

  
Chairman

  
Managing Director

  
Director

  
Chief Financial Officer

  
Company Secretary

**ARAMIT LIMITED**  
**STATEMENT OF PROFIT OR LOSS AND OTHER COMPREHENSIVE INCOME**  
**FOR THE PERIOD ENDED 31 MARCH 2019**  
**(UN-AUDITED)**


	Note(s)	01 Jan 2019 to 31 Mar 2019	01 Jan 2018 to 31 Mar 2018	01 Jul 2018 to 31 Mar 2019	01 Jul 2017 to 31 Mar 2018
		3 Months	3 Months	9 Months	9 Months
		Taka	Taka	Taka	Taka
Revenue	23	138,204,435	154,131,966	298,113,755	354,174,163
Cost of Sales	24	(117,902,810)	(126,154,179)	(249,060,776)	(285,547,055)
<b>Gross Profit</b>		<b>20,301,625</b>	<b>27,977,787</b>	<b>49,052,979</b>	<b>68,627,108</b>
General & Administration Expenses	25	(14,235,088)	(10,242,432)	(43,234,934)	(38,047,204)
Selling & Distribution Expenses	26	(13,207,260)	(12,954,737)	(29,057,610)	(28,088,605)
Other Income - Operating	27	16,158,453	29,838,015	42,622,367	67,771,082
<b>Profit from Operating Activities</b>		<b>9,017,730</b>	<b>34,618,633</b>	<b>19,382,802</b>	<b>70,262,381</b>
Financial Expenses	28	(18,972)	(459,322)	(176,649)	(1,809,859)
Non Operating Income / (Loss)	29	-	-	585,751	148,193
<b>Profit before WPP and Welfare Fund</b>		<b>8,998,758</b>	<b>34,159,311</b>	<b>19,791,904</b>	<b>68,600,715</b>
Contribution to WPP & Welfare Fund	20	(449,938)	(1,707,966)	(989,595)	(3,430,036)
<b>Profit before Income Tax</b>		<b>8,548,820</b>	<b>32,451,345</b>	<b>18,802,309</b>	<b>65,170,679</b>
Income Tax Expenses:					
Current Income Tax	21	(4,000,000)	(12,700,000)	(7,000,000)	(22,000,000)
Deferred Tax Income/(Expenses)	16	246,045	552,490	2,940,731	2,091,621
		(3,753,955)	(12,147,510)	(4,059,269)	(19,908,379)
<b>Profit for the year after tax</b>		<b>4,794,865</b>	<b>20,303,835</b>	<b>14,743,040</b>	<b>45,262,300</b>
Realized Gain/(Loss) on Available-for-Sale of Financial Assets	5.1	360,235	-	11,448,353	-
Unrealized Gain/(Loss) on Available-for-Sale of Financial Assets		(177,729)	(36,532,671)	(18,008,804)	(75,657,483)
Deferred Tax @ 10%		17,773	3,653,267	1,800,880	7,565,748
		200,279	(32,879,404)	(4,759,571)	(68,091,735)
<b>Total Comprehensive Income</b>		<b>4,995,144</b>	<b>(12,575,569)</b>	<b>9,983,469</b>	<b>(22,829,435)</b>
<b>Earning Per Share (EPS):</b>					
Basic Earnings per share	30	0.80	3.38	2.46	7.54

These financial statements should be read in conjunction with the annexed notes  
and were approved by the Board of Directors on 28th April 2019  
and were signed on its behalf by:

  
Chairman

  
Managing Director

  
Director

  
Chief Financial Officer

  
Company Secretary

**ARAMIT LIMITED**  
**STATEMENT OF CASH FLOWS**  
**FOR THE PERIOD ENDED 31 MARCH 2019**  
**(UN-AUDITED)**


	01 Jan 2019 to 31 Mar 2019	01 Jan 2018 to 31 Mar 2018	01 Jul 2018 to 31 Mar 2019	01 Jul 2017 to 31 Mar 2018
	3 Months	3 Months	9 Months	9 Months
	Taka	Taka	Taka	Taka
<b>Cash flows from operating activities</b>				
Collection from turnover and other income	222,335,615	167,555,204	330,655,573	400,693,815
Payment for cost and other expenses	(159,020,220)	(94,481,803)	(309,388,961)	(377,140,459)
Income Tax Paid	(7,519,501)	(5,334,832)	(12,468,391)	(21,902,904)
<b>Net cash inflow from operating activities (A)</b>	<b>55,795,894</b>	<b>67,738,569</b>	<b>8,798,221</b>	<b>1,650,452</b>
<b>Cash flows from investing activities</b>				
Acquisition of property, plant and equipment	(34,184,281)	(6,398,270)	(34,485,281)	(30,535,945)
Dividend received	117,147	-	585,751	148,193
Changes in financial instruments available for sale	18,621,633	-	18,621,633	-
Interest received	44,203	109,110	302,403	7,195,012
<b>Net cash outflow from investing activities (B)</b>	<b>(15,401,298)</b>	<b>(6,289,160)</b>	<b>(14,975,494)</b>	<b>(23,192,740)</b>
<b>Cash flows from financing activities</b>				
Cash proceeds from issuing share	-	-	-	-
Dividend paid	(17,758,336)	(13,236,307)	(17,769,621)	(25,506,718)
Term Loan	-	(20,031,176)	-	(21,802,839)
Short Term Investment	9,438,115	(25,000,000)	21,653,636	66,892,892
Interest Receivable	60,471	(109,110)	410,119	181,737
Due to /(from) Associated Companies	(7,180,199)	2,671,686	(8,597,904)	(14,024,104)
<b>Net cash inflow/(outflow) from financing activities (C)</b>	<b>(15,439,949)</b>	<b>(55,704,907)</b>	<b>(4,303,770)</b>	<b>5,740,968</b>
<b>Net increase of cash and cash equivalents for the period (A+B+C)</b>	<b>24,954,647</b>	<b>5,744,502</b>	<b>(10,481,043)</b>	<b>(15,801,320)</b>
Cash and cash equivalents at the beginning of the period	23,316,033	8,987,134	58,751,723	30,532,956
<b>Cash and cash equivalents at the end of the period</b>	<b>48,270,680</b>	<b>14,731,636</b>	<b>48,270,680</b>	<b>14,731,636</b>
<b>Net Operating Cash Flow Per Share</b>	<b>9.30</b>	<b>11.29</b>	<b>1.47</b>	<b>0.28</b>

These financial statements should be read in conjunction with the annexed notes  
and were approved by the Board of Directors on 28th April 2019  
and were signed on its behalf by:

  
Chairman

  
Managing Director

  
Director

  
Chief Financial Officer

  
Company Secretary

**ARAMIT LIMITED**

**STATEMENT OF CHANGES IN EQUITY**

**AS AT 31 MARCH 2019 (UN-AUDITED)**

Particulars	Share Capital	Capital Reserve	General Reserve	Dividend Equalization Fund	Retained Earnings	Available-for-sale financial assets (note-5)	Total Equity
	Taka	Taka	Taka	Taka	Taka	Taka	Taka
Balance as on 01 July 2018	60,000,000	20,212,562	365,275,466	50,738,247	335,408,725	72,793,615	904,428,615
Profit after Tax for 01 July 2018 to 31 Mar 2019	-	-	-	-	14,743,040	-	14,743,040
Cash Dividend @ 50%	-	-	-	-	(30,000,000)	-	(30,000,000)
Other Comprehensive Income (Gain/(Loss) on Financial Assets Available for Sale)	-	-	-	-	-	(4,759,571)	(4,759,571)
<b>Balance as on 31 March 2019</b>	<b>60,000,000</b>	<b>20,212,562</b>	<b>365,275,466</b>	<b>50,738,247</b>	<b>320,151,765</b>	<b>68,034,044</b>	<b>884,412,084</b>
Balance as on 01 July 2017	60,000,000	20,212,562	365,275,466	50,738,247	280,325,333	153,871,201	930,422,809
Profit after Tax for 01 July 2017 to 31 March 2018	-	-	-	-	45,262,300	-	45,262,300
Cash Dividend @ 45%	-	-	-	-	(27,000,000)	-	(27,000,000)
Other Comprehensive Income (Gain/(Loss) on Financial Assets Available for Sale)	-	-	-	-	-	(68,091,735)	(68,091,735)
<b>Balance as on 31 March 2018</b>	<b>60,000,000</b>	<b>20,212,562</b>	<b>365,275,466</b>	<b>50,738,247</b>	<b>298,587,633</b>	<b>85,779,466</b>	<b>880,593,374</b>

These financial statements should be read in conjunction with the annexed notes


and were approved by the Board of Directors on 28th April 2019

and were signed on its behalf by:

  
Managing Director

  
Director

  
Chief Financial Officer

  
Company Secretary

  
Chairman